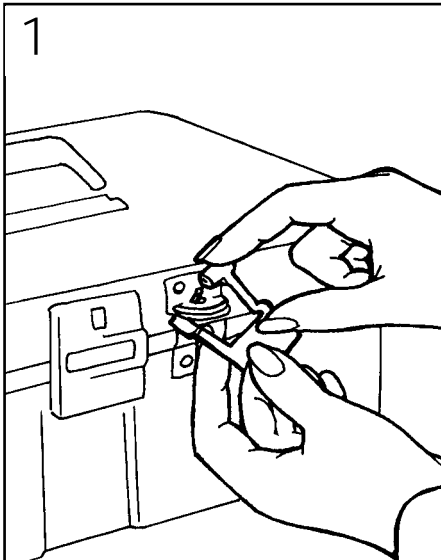
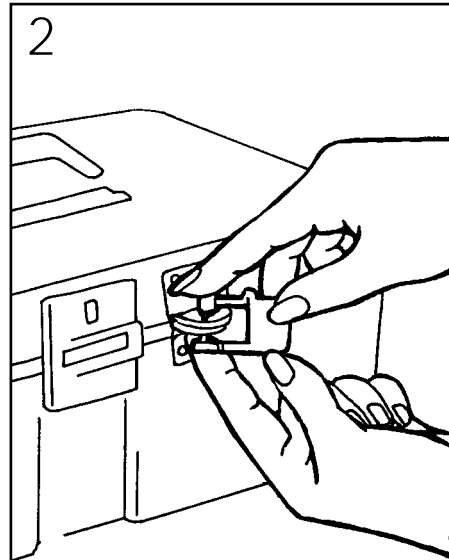


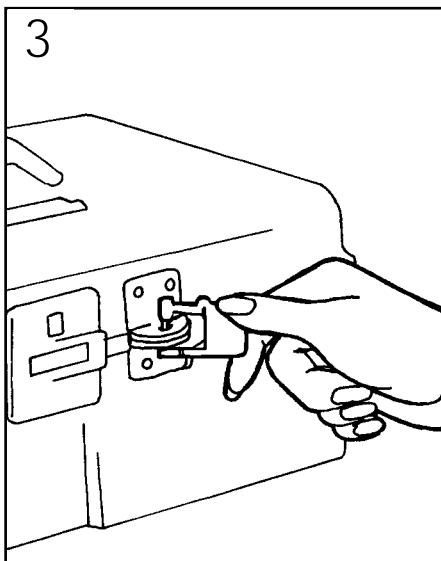
INSTRUCTIONS FOR APPLYING PADLOCK SECURITY SEALS



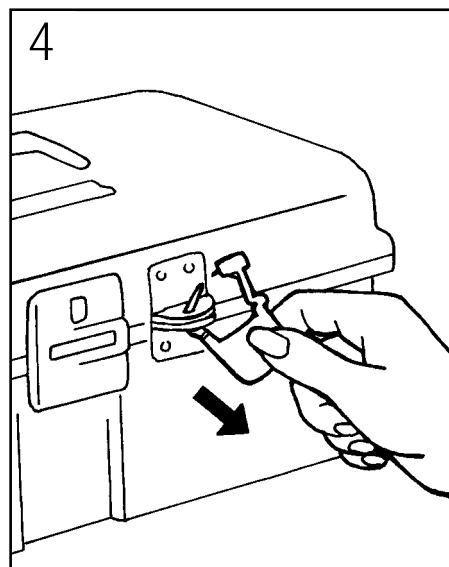
1
Insert seal through security seal opening of the item you wish to seal.



2
Snap the pointed end into the open circular end.



3
Tug on the seal to determine closure.



4
To remove the seal:

Twist the seal and tug - seal will break at the score.

Remove broken seal.

Once the seal has been closed or broken it cannot be re-used.

☛ *If someone seeks to defeat the seal, it is possible. The seal is to be used to preclude prior use. It is not to be used to prevent theft. Broken seals show that the contents have possibly been used or tampered with.*