
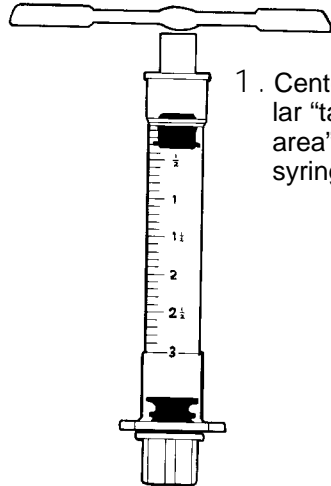


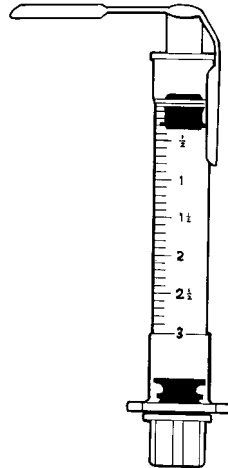
Your small friend, indeed®
Health Care Logistics®
INC.



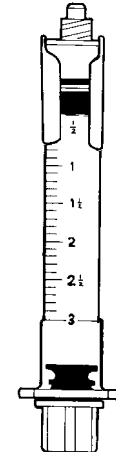
INSTRUCTIONS FOR SYRINGE WARNING LABEL (HCL #8001, 7869, & #7868)



1. Center circular "target area" over syringe cap.



2. Fold sides of warning label down and affix to sides of syringe. Make sure not to cover the syringe measurement markings.



3. To remove, simply unscrew syringe cap. Evidence of warning label will remain on sides of syringe.

Rev. 2/6/95

sheet #I8001

Call Free 1-800-848-1633 • Fax Free 1-800-447-2923
International Call (740) 477-1686 • International Fax (740) 477-2923